


Technical data sheet

Cable tray SKS 60 FS

Item number: 6056407



SKS 60 = heavy-duty cable tray system with 60 mm side height.
The cable tray, type SKS, should also be used for the maintenance of electrical function. For additional data, please refer to BSS fire protection systems.
Magnetic shield insulation without cover 20 dB, with cover 50 dB.



- St** Steel
- FS** Strip galvanized

Master data

Item number	6056407
Type	SKS 640 FS
Description 1	Cable tray SKS
Description 2	perforated
Manufacturer	OBO
Dimension	60x400x3000
Material	Steel
Surface	Strip galvanized
Surface standard	DIN EN 10346
Smallest sales unit	3
Unit of quantity	Metre
Weight	564.34 kg
Weight unit	kg/100 m

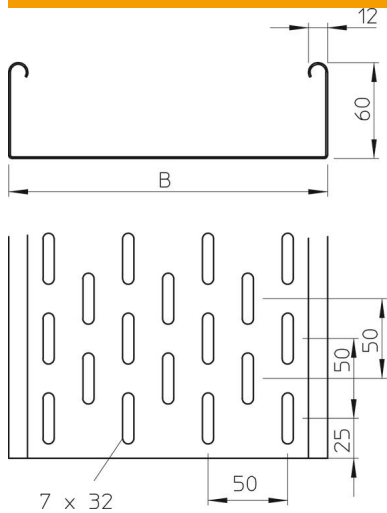
Technical data sheet

Cable tray SKS 60 FS

Item number: 6056407



Dimensions



Dimension	60 x 400
Length	3,000 mm
Length	10 ft
Width	400 mm
Width	16 in
Height	60 mm
Height	2 in
Plate thickness	0.06 in
Plate thickness	1.5 mm
Dimension B	400 mm

Technical data

Connector version	Without connectors
Mounting system fastening type	Floor Ceiling Wall
Walkable	no
Base perforation	7 x 32
Maintain electrical functions	no
With cover	no
Mounting perforation in base	yes
NATO hole pattern	no
Usable cross-section	238 cm ²
Usable cross-section	23800 mm ²
Rustproof steel, pickled	no
Side perforation	yes
Wide-span version	no
Load test type according to IEC 61537	Type II
Type of connector, cable support system	Screwed

Technical data sheet

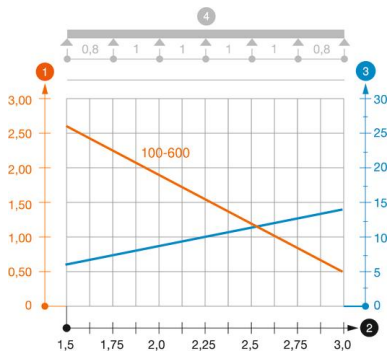
Cable tray SKS 60 FS

Item number: 6056407



Loads

Insertable support spacings, min.	1.5 m
Insertable support spacings, max.	3 m
Support spacing 1.5 m	2.65 kN/m
Support spacing 2.0 m	1.8 kN/m
Support spacing 2.5 m	1.15 kN/m
Support spacing 3.0 m	0.5 kN/m



Load diagram, cable tray, type SKS 60

- 1 Permitted cable tray/ladder load in kN/m without man load
- 2 Support width in m
- 3 Rail bend in mm at permitted kN/m
- 4 Load scheme during testing
- Load curve with cable tray/ladder width in mm
- Strut bend curve according to support width